larkit | Line plots in quarters, and dot plots

Grade 3 · Graphs & Data

Name _____ Date _____

1

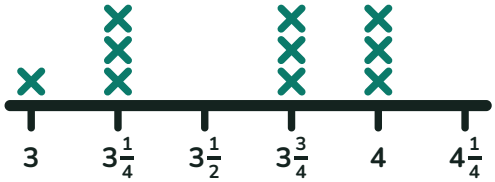

Bean pod lengths (inches)

The line plot shows the lengths of some bean pods. How many bean pods are longer than $3\frac{1}{4}$ inches? ☐

2

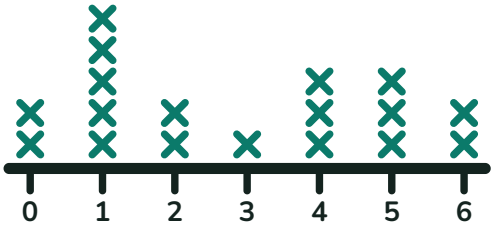

Number of pets

The dot plot shows how many pets each kid has. How many kids have more than 3 pets? ☐

3

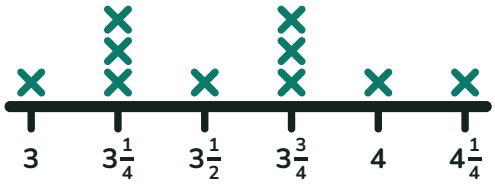

Feather lengths (inches)

The line plot shows the lengths of some feathers. How many feathers are longer than $3\frac{1}{4}$ inches? ☐

4 Make a line plot of the shells. Draw an X above the line for each length.

Lengths of 6 shells in inches:

$1\frac{3}{4}$ $1\frac{3}{4}$ $1\frac{1}{4}$ $1\frac{1}{2}$ 2 $1\frac{1}{4}$

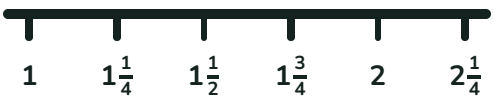

Shell lengths (inches)

Get the larkit app
On iPhone and iPad
Android: coming soon